



14.7 Outfeed conveyor

Contents

- Conveyor belt
- Press rolls
- Support rib

Conveyor belt


Checking the conveyor belt



Do not tension the conveyor belt too tightly. The jogging unit must reach the initiator in the upper end position.

(1)	Conveyor belt
-----	---------------

- ▶ Check the conveyor belt (1).
Interval: 1,000 hours
- ▶ If necessary adjust the belt tension or replace a worn conveyor belt.
Cut off frayed edges with a pair of scissors.



X000011202

12.4 Pneumatic cylinder

Contents

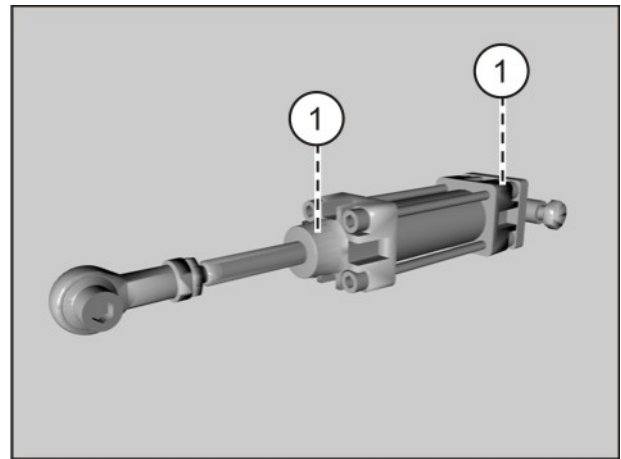
Seals
End position attenuation

Seals

The test interval is dependent on the stroke frequency.

(1)	Seal
-----	------

- ▶ Check the condition of the seals (1) every 200 hours.
- ▶ If necessary, order and replace seals.

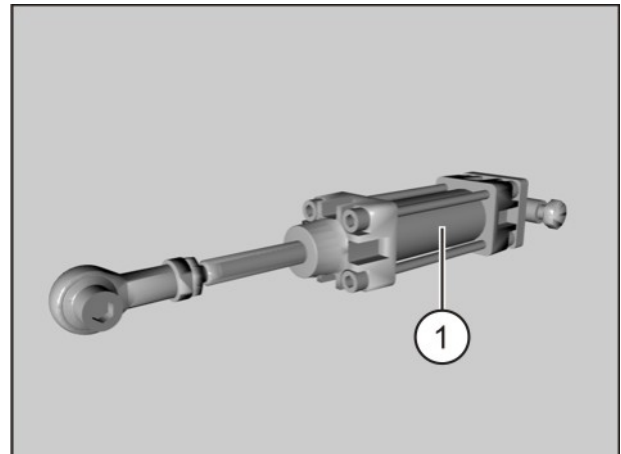


End position attenuation

The test interval is dependent on the stroke frequency.

(1)	End position attenuation
-----	--------------------------

- ▶ Check the condition of the end position attenuation (1) every 200 hours.
- ▶ If necessary, adjust end position attenuation.
Adjust the cylinder so that the movement is carried out quickly and the cylinder does not hit the end positions





14.3 Gripper

Contents

- Vericell strips
- Vulkolan coating

Vericell strips

Checking the Vericell strips

(1)	Vericell strips
-----	-----------------

- ▶ Checking the Vericell strips (1).
Interval: 200 hours
- ▶ Replace whenever necessary

